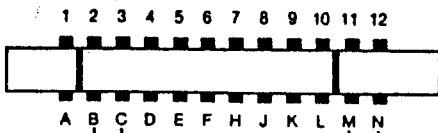


C64 Computer User I/O

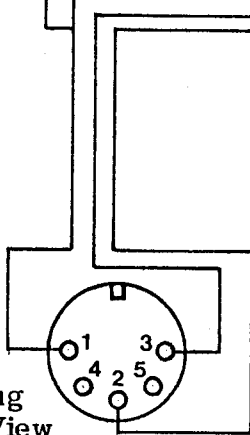
Pin	Type	Note
1	GND	
2	+5V	MAX. 100 mA
3	RESET	
4	CNT1	
5	SP1	
6	CNT2	
7	SP2	
8	PC2	
9	SER. ATN IN	
10	9 VAC	MAX. 100 mA
11	9 VAC	MAX. 100 mA
12	GND	

Pin	Type	Note
A	GND	
B	FLAG2	
C	PB0	
D	PB1	
E	PB2	
F	PB3	
H	PB4	
J	PB5	
K	PB6	
L	PB7	
M	PA2	
N	GND	

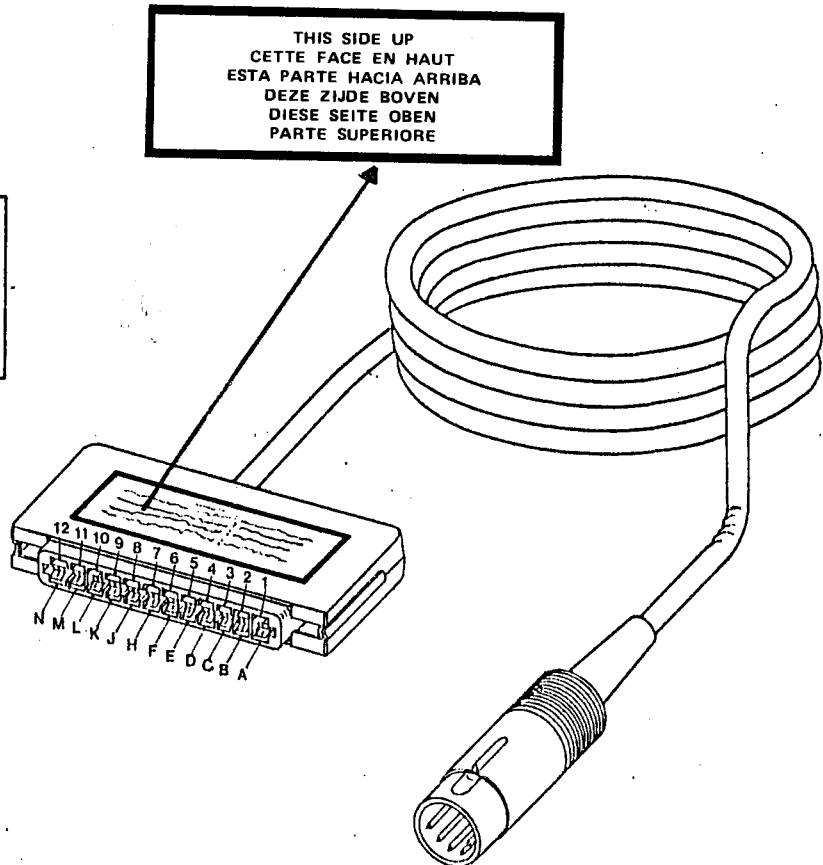
Connector
Rear View



DIN plug
Front View



C64 Cable Connection



ITEM DESCRIPTION	QTY.	REFERENCE
*** ELECTRO-MECHANICAL ACCESSORIES ***		
1 DIN PLUG (5 PIN) W/3-CORE 1.5M CABLE	1	
1 CARD-EDGE CONNECTOR (12CKT)	1	
1 CARD-EDGE CONNECTOR CABINET	1	
CABLE TIE (4")	2	
1 LOCKING PIN	1	
SCREW (SELF-TAP, CROSS RECESS, COUNTER SINK HEAD, TYPE A)		
M2x6 (FOR CAB)	2	
*** PACKAGING ***		
1 WARNING LABEL	1	
SERIAL NO. LABEL	1	
1 LABEL	1	
1 MANUAL	1	
POLYBAG(9"x14", 0.15PE)	1	